

Pentastar Press

Volume 40, Issue 4

March / April - 2021



www.dallasmoparclub.com
dallasmoparclub@group.facebook.com
dallasmoparclub@gmail.com

Officers:

President – Frank Maxwell	214-577-5187
Vice President - Becky Buttermore	256-679-6661
Secretary – Craig Bush	214-924-8237
Treasurer – Brad Buttermore	214-202-7480

Directors:

Robert Vaughan (4/19-4/21)	972-998-7381
Ron Petrasek (9/19-8/21)	214-385-0413
Clint Cash (1/21-12/23)	972-742-8191

Web Site:

Mike Boyd (1/21-12/23)	972-762-4777
------------------------	--------------

Event Coordination:

Membership & General Club	
Frank Maxwell	214-577-5187
Mini-Nat's - Becky Buttermore	214-202-7480

Race Info - Robert Vaughan	972-998-7381
----------------------------	--------------

Newsletter:

Ron Petrasek	214-385-0413
--------------	--------------

Contact Information

Visit our sponsor for discounts:

Chrysler Jeep Dodge City of McKinney

700 S Central Expy McKinney, TX 75070
972-569-9650



www.dodgecityofmckinney.com

The President's Letter

Well, did we have a humdinger of a car show in Shreveport. Brad & Becky went above and beyond this year again in organizing, and executing, a great caravan over Friday afternoon from Rockwall to Marshall where we spent the night.



We all had a really fine dinner at the restaurant called "McGinty's in Jefferson, and most walked thru old downtown to the old general store and enjoyed ice cream.



Saturday morning, we all finished our drive over to Bosier City where we had the best DMC club turnout in many years (8 entries), and we won the ongoing wager that the Magic Club and the DMC has had going for a very long time. We won the \$100 award. I congratulate all who came from our area for attending. This year was their 29th annual show. They had several differences in their show this year which we hope to discuss for further use ourselves. For example, they now have an equivalent to our OOP (their Legends category) which Brad and Becky and Jerry and Michelle had their Mopar's entered in, a richly deserved honor to them.





Also, like Autorama, it takes a special desire and dedication from our club to attend the out of town shows that we support. I drove 265 miles myself, Steve Dykes drove even farther from Bastrop, and Mike and Melissa trailered in the black Charger. They live way west of Weatherford. Tony Feger trailered in his red Dodge Hemi car. Craig and Barbara Bush came in their Charger R/T. Roy Granau drove in his green Challenger. And Garry Herring came all the way from the Weatherford area as well. Again, it all starts with Brad, Becky, and Jerry of course. Thank you all for attending. Several won awards. And my personal door prize was a wonderful new Mopar book which I will enjoy for now on.

The next event we have scheduled is on Sunday April 11th for our club meeting and a club sponsored BBQ at the picnic table area of our old Garland Central Park location. Just over the bridge turn right, follow around past the old white bathrooms. Bring your nice Mopar's and your families. The usual 2pm, feel free to bring side dishes and deserts. Later on, we will be asking for an RSVP for a head count.

After the BBQ/monthly meeting, our next event will be participation in the Pate event at Texas Motor Speedway, April 22,23,24. NOTE: New location. East side of the parking lot surrounding the speedway instead of the west side area. We have 5 spaces for any and all current club members to bring their parts for sale. And also remember that only on the first day (April 22), may we drive into the show area to unload. ALL INFO ON THIS EVENT THRU ME.

After Pate we have the Cowtown show to attend on May 1st. At the NEW location of Texas Trailer Man, 10050 Jacksboro Highway, Fort Worth. No other details now.

After the Cowtown show plan to join us the next day (May 2nd) at the TMCCC (Texas Muscle Car Club Challenge) event at the Redline Raceway also known as the I 30 Dragway in Royce City/Caddo Mills on I 30 @ FM 5326. Keep in mind that there is a \$15 spectator fee charge for the drag races. Feel free to smell the gas. That is racing fuel to the unknowing. If you haven't attended one of these events it is a thrill, and because of Robert's

ongoing dedication we now have the best contingent of club members participating in a very long time. Details on the club sponsored BBQ later and finally, as you all can see by reading my monthly President's letters, we are improving our participation in monthly events rather than just holding boring meetings, and doing so with fresh ideas coming from club members. We are becoming a much simpler, easy going club, and in the future, we will enjoy more time getting together to enjoy our Mopars. Of course, we have business to take care of, but it isn't very difficult to work through that quickly.

If we continue to host the Annual Mini Nats, then that is an example where there is a lot of club member work and involvement that is necessary. With some good ideas and more technology, perhaps we can diminish some of the manual effort necessary to conduct the show each year, but for now, it takes a solid group of members to pull it off. I think we will have a major showing this year for our 38th annual show. Let's all pitch in to make it a success.

We continue to keep in contact with all members and other Mopar people via email, our web site and more importantly, our club Facebook page. We have over 1,300 members of the Club's Face Book Group. That is a perfect place to market events and find new members for our club.

We always need members to provide enough support to do computer work, newsletters and other information distribution at a high level. Again, we want to hear your ideas. Contact me directly anytime.

Moparmax

Our Members Mopar Information

Clint Cash super extravaganza bbq/show n shine/50/50.

Clint thanks for hosting the March 14th was our monthly meeting. The event was held at the facilities of Clint Cash in Nevada, Texas started around 1pm to 4 PM. Clint had inside and outside space for our cars, bbq was served along with our 50/50 pot. Mopars, family, came to have a good time and a good meal. Larry Dick brought his dad to the event from the east coast.

50/50 Pot winners:

- Steve Cardwell, a new member winning the first ticket
- Rocky Haddick won the 2nd half of the pot!

The three voted cash winners were

1. Clint Cash's 70 Cuda 440+6
2. Brad and Becky's 69 GTX Convertible.
3. Rocky Haddick's 20?? Yellow Viper.





Our Members Mopar Tech Information

Received this Mopar Tech update from Mike Boyd on his FITECH Install.

1971 Charger FITECH Installation


On a trip with the club coming back from a MOPAR Magic show the engine in my 45+ year old car decided it had seen better days. It lost power and limped home with the help of a car hauler. I decided at that time a top end rebuild was in order but in time it ended up being a total engine rebuild. Why not also add a EFI carburetor to the mix!

I had looked at articles, car forums and videos online talking about EFI for older cars. So, I was already pretty interested in the idea by the time Bill Bonney showed up in his 1970 Challenger with an EFI system installed. Seeing how easy it worked in his car sealed the deal and I decided to add this to the rebuild of my engine.

There are a few EFI brands and many ways to install the fuel supply to the carburetors. Most common fuel supply methods are putting the high-pressure fuel pump in the fuel tank, external to the tank or with a remote fuel tank. I went down the path of a FITECH 600HP for the carburetor and a Command Center for the fuel delivery. The Command Center gets it fuel from the manual fuel pump already on the engine and then uses a high-pressure pump to supply the carburetor.

My car is a 1971 Charger with a 383 as the power plant. 1971 was the last year for the Chargers to have the points ignition, but my car has been “upgraded” to the newer MOPAR ignition system by the prior owner. It was a rough upgrade but it worked. Different cars will have different installs but here is how my install happened.

The FITECH carburetor comes pretty complete with everything you need to get it installed. The kit comes with a exhaust O2 and water temp sensors along with the harnesses and a hand held reader/programmer.



FITECH Carburetor install

The first step was to install the O2 sensor in to the cars exhaust. I drilled a hole right behind the collector slightly above a horizontal line. This allows for any moisture that may collect on the O2 to run off. The kit comes with a threaded plate that can be welded or clamped to the exhaust. I went with the clamps for now and may get back to welding it someday.



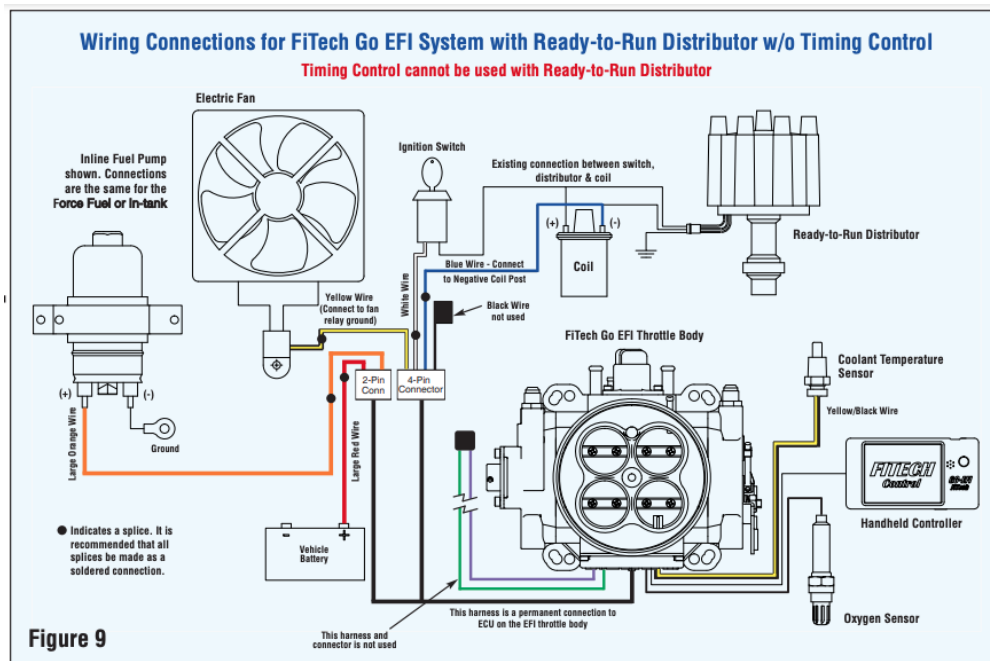
Next was getting the water temperature sensor installed. The easy way would have to have installed this in the water pump housing in the provided factory port. Again, we are talking about an old car and that plug was not coming out. I needed to improvise by adding a T to the hot water hose to install the sensor. It worked out in the end.



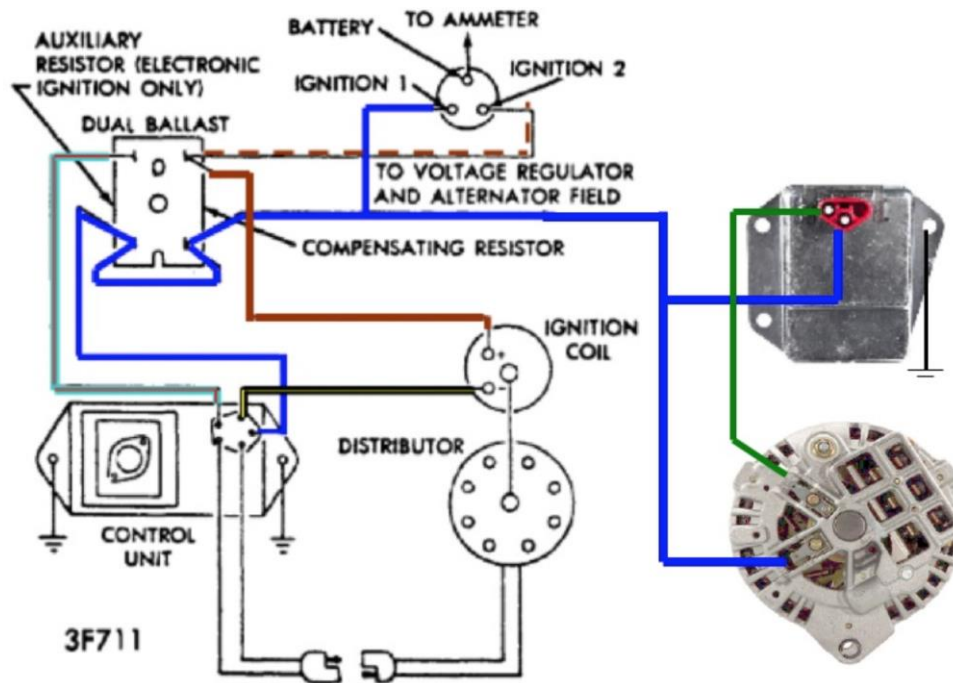
The carburetor bolts right on the factory intake, but the linkage had to be extended a bit to work with the transmission knockdown rod and accelerator cables. Holley has part number 99R-2110-3 to accomplish this. I did have to notch out a section of the Holly adapter to clear a nut on the FITECH linkage.



The wiring the instructions that comes with kit helps out a lot. It has different directions for whatever type of ignition setup you may have. I have the simple ignition setup so I went with the ready to Run directions.



A big topic online seems to be where to connect the white wire to the keyed ignition source. I have a dual ballast resistor, so I plugged in to blue circuit at the ballast. Here is how my ignition is setup and yours may be different.

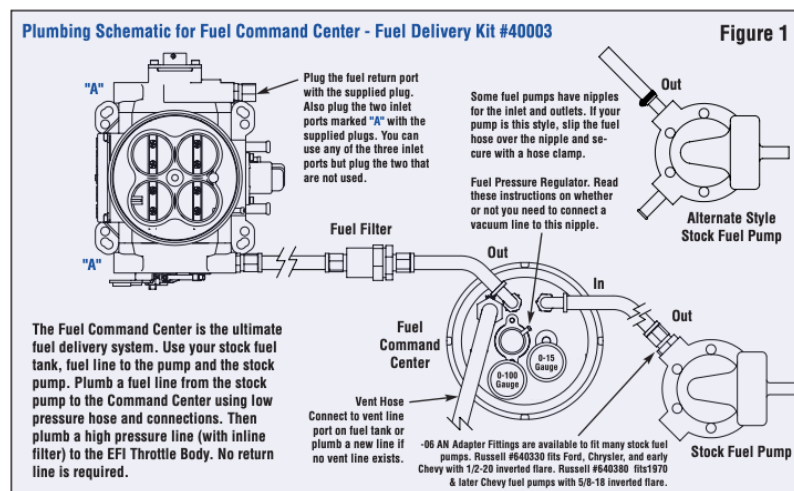


Ignition 1 has power in RUN and START. Feeds the coil + through the ballast resistor at a reduced voltage.

Ignition 2 has Full Battery Power only in START and is a bypass circuit to send full voltage directly to the + side of the coil to increase voltage output for starting. In Run position, Ignition 2 will show reduced power as its not getting bypass power. This is what is confusing to some people.


FITECH Command Center Installation

With the wiring and the carb in place it was time to get the fuel worked out. The hardest part about this part of the install is where to place it. Normally this would go in the engine compartment, but the Command Center is known to have issues with the fuel getting too hot making it pretty much useless when this happens. I mounted mine in front of the radiator to remove the heat issue. I will need to move it again once I get my A/C going but this works for now. Here is the basic diagram for installation.




Most of what is needed for the installation is included but I did end up purchasing extra AN fittings and a longer fuel line. The fittings were used to come out of the stock fuel pump and to cap off the return line on the carburetor. The 71 Chargers do have a gas tank vent system built in so I was able to hook the vent hose up to the factory system.

Here is the detail information from the installation instructions concerning what all the inputs do. In my installation I did not need the fuel pressure regulator, but I used everything else. The negative electric terminal is a wire from the carburetor and the positive comes from a battery source.




To power the unit, I wired in to the starter solenoid/relay where the battery connection is. While doing this I found my Fusible Link connection was going bad, but I was able to find a NOS part as a replacement.



Starting for the first-time

With everything in place, it was time to start up the engine for the first time. When you watch the videos and read instructions, they rave about how easy it is to get going with this self-learning system. I was expecting this to not be too bad of an experience, except I also was not sure I had the distributor in the best spot due to this being a total rebuild of the engine.

The instructions for the Command Center say to leave the positive wire unhooked until you crank the engine a few times to fill up the Command Center tank. I did as told and then connected this wire and on the next try the carburetor was getting gas, but not starting. After a few tries I went back to basics putting #1 TDC and working the distributor position as well as making sure all spark plug wires were correct. Once again, a test start proved not to get the results I wanted. Because the EFI carb automatically gives a shot before each start I did not feel the need to add more gas to the process. I finally put my foot on the gas and she started but had horribly low RPMs when left on its own to run. The FITECH carb does have a secondary adjustment system with a screw located on the front of the carb by the throttle linkage. They do give instructions on how to set this screw when needed.



I followed the steps on adjusting this screw and now I have a car that starts just like the videos I had seen over and over again. You can tell when it is self-learning and things all the sudden smooth out. I am sure I will have some more fine tuning but I am very happy with how the system has turned out.

Membership in Dallas Mopar Club

Time to Renew for 2021


Club membership dues for **2021 are due by the end of January** in order to remain a member in good standing and to continue receiving the *PentaStar Press*. You can renew, or join, by going to the Club's website, www.dallasmoparclub.com and pay with PayPal, or renew by mail or pay at one of the Club events. Your email address is especially important as an email is sent out when the newsletter is posted on the website. Thanks to those who have already renewed their membership.

Single membership is still \$25, and Family membership remains at \$40. Current members need not fill out a membership form for renewal unless a change is needed for membership information the Club has on file.

Join or renew by mail fill out a membership form send check to Brad Buttermore, 973 Benton Woods Drive, Rockwall, Tx. 75032.

Membership updates:

- a) Dallas Mopar membership cards/badges are available on line through DMC website.
 - a. Current and new members can print DMC membership card
 - b. Log on to <https://dallasmoparclub.wildapricot.org/>
 - c. Click on "Become a DMC member" on DMC home page and click on:

 You are already a member. [Edit your member profile](#)

"Edit your membership profile"

- d. Click "Printable PDF" to print your 2021 DMC Membership card

Dallas Mopar Club Jackets are available for DMC members to order.

- Contact Gabby at Unique Karz and Awards in Forney, TX to order yours. All you need to do is contact her by e-mail: Gabby1975e@yahoo.com or phone 469-632-6993. The jackets are \$45 and she takes credit cards.

Dallas Mopar Club membership

- 9 Family
- 40 Individual
- 49 Total

New Individual Members

Johnny Stricklin (Spouse Sonya) Sms122375@yahoo.com 970-514-0129
Cedar Hill TX 75104
Participate in car shows
Participate in cruises
1969 Charger 400 Auto trans

William Clawson Spinmagiic@gmail.com 214-970-6030
Irving TX 75062
Participate in car shows
Learn to repair and restore my car
Participate in cruises
Volunteer for the club
2014 Challenger R/T 5.7 Auto Trans

Steve Cardwell

scardw@aol.com 214-906-7996

Cedar Hill TX 75104

I wanted some muscle since I was 18, at 65 I finally made it!

Participate in cruises

Volunteer for the club

Make friends with like interests, learn more about my car and help others if needed.

I honestly can't say I am skilled but I do want to help and learn when I can.

Dallas Mopar Events and Member Activities

THE EVENTS LISTED BELOW ARE EVENTS ATTENDED BY MEMBERS

Upcoming Events

- **April 11th DMC Club meeting at Garland Central park. 2 PM**

Feel free to bring a side dish or desert and joined us to enjoy a fun, healthy, Mopar day with friends

DMC Club (Brad & Becky) will bring:

- Main dish- (burgers, dogs or BBQ).
 - Condiments
 - Cooler with ice and drinks
 - Paper and plastic products
- **April 22-24 - Pate Swap Meet - DMC has five spaces reserved from last year**
 - **Dates: Thu, Apr 22, 2021 – Sat, Apr 24, 2021**
 - **Location: Texas Motor Speedway, Fort Worth, TX**
 - **May 1st Cowtown Show at the NEW location of Texas Trailer Man, 10050 Jacksboro Highway, Fort Worth. No other details at this time**
 - **May 2 Texas Muscle Car Challenge:**
Drop By and support the Dallas Mopar Club Race Members.
The DMC club will supply BBQ for Club members that attend.

2 May

I-30 Dragway

5326 FM 1565 @ I-30

Caddo Mills, Tx 75135

Gates Open 9:00 am

Entry \$30.00 Spectator \$15.00

Phone 281-881-4774

Race Info

Texas Muscle Car Club Challenge

FOR INFO CONTACT ROBERT VAUGHAN
972-988-7381 REV383@YAHOO.COM



2021 Race Schedule

28 Feb	<u>Xtreme Raceway Park</u> 1800 South I-45 Service Rd. Ferris, Tx 75125 Gates Open at 9:00 am Entry \$30.00 Spectator \$15.00 Phone 972-544-3724	5 Sept	<u>I-30 Dragway</u> 5326 FM 1565 @ I-30 Caddo Mills, Tx 75135 Gates Open at 9:00am Entry \$30.00 Spectator \$15.00 Phone 281-881-4774																																
7 Mar	<u>Ardmore Dragway</u> 15793 US 77 Ardmore, Ok 73401 Gates Open at 8:00 am Entry \$30.00 Spectator \$15.00 Phone 580-504-0138	19 Sept	<u>Xtreme Raceway Park</u> 1800 South I-45 Service Rd. Ferris, Tx 75125 Gates Open at 9:00 am Entry \$30.00 Spectator \$15.00 Phone 972-544.3724																																
21 Mar	<u>Texas Motorplex</u> 7500 US 287 Ennis, Tx 75119 Gates Open 8:00 am Entry \$30.00 Spectator \$15.00 Phone 972-878-2641	26 Sept	<u>I-30 Dragway</u> 5326 FM 1565 @ I-30 Caddo Mills, Tx 75135 Gates Open 9:00 am Entry \$30.00 Spectator \$15.00 Phone 281-881-4774																																
18 April	<u>Xtreme Raceway Park</u> 1800 South I-45 Service Rd. Ferris, Tx 75125 Gates Open 9:00 am Entry \$30.00 Spectator \$15.00 972-544-3724	24 Oct	<u>I-30 Dragway</u> 5326 FM 1565 @ I-30 Caddo Mills, Tx 75135 Gates Open 9:00 am Entry \$30.00 Spectator \$15.00																																
2 May	<u>I-30 Dragway</u> 5326 FM 1565 @ I-30 Caddo Mills, Tx 75135 Gates Open 9:00 am Entry \$30.00 Spectator \$15.00 Phone 281-881-4774	<table><tr><th colspan="2"><u>Texas Motorplex 1/4 mile</u></th><th colspan="2"><u>All other Tracks 1/8 Mile</u></th></tr><tr><td>Electronics</td><td>1/8 mile</td><td>Electronics</td><td>1/8 mile</td></tr><tr><td>Outlaw</td><td>1/8 mile</td><td>Outlaw</td><td>1/8 mile</td></tr><tr><td>Super Pro</td><td>1/8 mile</td><td>Super Pro</td><td>6.99 & Quicker</td></tr><tr><td>Pro Muscle</td><td>1/8 mile</td><td>Pro Muscle</td><td>7.00-7.64</td></tr><tr><td>King Muscle</td><td>12.00-12.99</td><td>King Muscle</td><td>7.65-8.27</td></tr><tr><td>Super Muscle</td><td>13.00-13.99</td><td>Super Muscle</td><td>8.28-8.91</td></tr><tr><td>Street Muscle</td><td>14.00 & Slower</td><td>Street Muscle</td><td>8.92 & Slower</td></tr></table> <p>Drivers may enter only Two (2) Classes, but must have different Numbers on each Class Entry—example below:</p> <p>1st Class ...Pro Muscle # 908L ... 2nd Class Outlaw # 880L</p> <p>Cash Bracket, If run . All cars run 1/8th mile - Minimum 16 Cars</p>		<u>Texas Motorplex 1/4 mile</u>		<u>All other Tracks 1/8 Mile</u>		Electronics	1/8 mile	Electronics	1/8 mile	Outlaw	1/8 mile	Outlaw	1/8 mile	Super Pro	1/8 mile	Super Pro	6.99 & Quicker	Pro Muscle	1/8 mile	Pro Muscle	7.00-7.64	King Muscle	12.00-12.99	King Muscle	7.65-8.27	Super Muscle	13.00-13.99	Super Muscle	8.28-8.91	Street Muscle	14.00 & Slower	Street Muscle	8.92 & Slower
<u>Texas Motorplex 1/4 mile</u>		<u>All other Tracks 1/8 Mile</u>																																	
Electronics	1/8 mile	Electronics	1/8 mile																																
Outlaw	1/8 mile	Outlaw	1/8 mile																																
Super Pro	1/8 mile	Super Pro	6.99 & Quicker																																
Pro Muscle	1/8 mile	Pro Muscle	7.00-7.64																																
King Muscle	12.00-12.99	King Muscle	7.65-8.27																																
Super Muscle	13.00-13.99	Super Muscle	8.28-8.91																																
Street Muscle	14.00 & Slower	Street Muscle	8.92 & Slower																																
23 May	<u>Texas Motorplex</u> 7500 US 287 Ennis, Tx 75119 Gates Open 8:00 am Entry \$30.00 Spectator \$15.00																																		

The DMC Racing Update

The February 28th Race at Xtreme Raceway in Ferris was rained out.

The March 7th Race at Ardmore Dragway was attended by 3 racers, John Roach, Craig Bush, and Robert Vaughan along with John's wife Laura, Mary Vaughan, Cathy and Denney Hanson, and Sheila and Wes Petty as spectators and crew. Robert brought the '66 Satellite but it had a fuel leak and the clutch wasn't working properly so he ended up racing the tow vehicle, 2014 RAM Hemi and made it three rounds to the Quarter Finals in Street Muscle. In Round 2, unfortunately we missed the first call and Robert had to run Craig Bush. Normally, you don't have to run teammates in the early rounds, but that's how it ended up, so Craig made 2 rounds. John got his first Class Win in King Muscle so a hearty congratulations to him. He's looking forward to receiving his coveted TMCCC Champion Jacket. JD Roach is working a new job and unfortunately was unable to attend. We had a nice cookout and thanks to Denney for manning the grill. It was a great day, although a little windy.



Race Update for 3/21/21.

The Dallas Mopar Club was well represented at the Texas Muscle Car Club Challenge at the Texas Motorplex in Ennis on Sunday 3/21. Racing for the club were:

- John Roach – **Winner!** King Muscle (**that's two in a row for John, outstanding!** (John Force better look out))
- Craig Bush – 3 rounds Street Muscle
- JD Roach – 2 rounds Super Muscle
- Andy Edmunds – 2 rounds Street Muscle
- Robert Vaughan – 1 round King Muscle



There were at least 3 others racing for the Dallas Mopar Club and I haven't gotten the names/results from TMCCC yet. Harold Clark and one of the Machost boys included.



We had a few spectators as well. Next race is at Xtreme Raceway in Ferris on 4/18.

The Dallas Mopar May Club Meeting is going to be at I-30 Raceway Event at Caddo Mills on May 2nd. Gates open at 9AM, Spectator entry fee is \$15.

Thanks,
REV

Mopar's: For Sale - Cars Wanted – Stuff

Larral Jones, larralpat@yahoo.com 972-322-3928, manual trans with pistol grip out of a '70 Challenger for sale. Has been sitting for 25 years. He lives in Grand Prairie 1-21

=====

Clint Cash rented his 1600 sq. ft building in Nevada. He will soon be building another 2400 sq. ft to rent off hwy66 near Royce city. Call for more details. 972.742.8191 1-21

Clint Cash is looking for 1969, 1970 and 1971 three speed/ variable wiper motors. I need some for my vehicles. They do not need to be restored or working. Call at 972.742.8191 cell 1-21

=====

For sale; 4 14" Rallye wheels with caps and trim rings. Very nice driver quality 5 x 4" bolt pattern.... (A body). Tires look good, no weather cracking or rot but they are at least 10 years old. I probably wouldn't trust them for long freeway cruises..., \$250 Call Craig Bush 214-924-8237 1-21



=====

1966 & 67 Dodge Charger parts available for sale.
Interior and exterior trim, gauges and lights, including full C pillar lights and lenses.

Deck lid

Hood

Hood letters

Taillight pieces, including lenses, housing and taillight letters.

Bare metal Dashboard

Heater box with Air

Heater box without air

Other misc. Brad Buttermore 214-202-7480 Brad.buttermore@cadallas.com

Various stainless-steel trim and complete 11- piece 66-67 Charger interior trim set. 1-21



=====

Four (4) 2013 JEEP WRANGLER ROBICON ALUMINUM WHEELS. THESE WERE TAKEN OFF IN 2015. 17 x 7 ½, 5 HOLES on 5" CIRCLE. CAPS included. NICE USED CONDITION, SEE PICTURES. CLEANED AND READY TO MOUNT. FITS 2013, 2014, 2015, 2016, 2017, 2018, MAYBE MORE. \$400
GLEN BALKO 469-766-6464 gbalko@sbcglobal.net

1-21



=====

Robert Vaughan received a call from Mike Dowd. He lives in East Texas and has helped us with Mini Nats in the past. He's a Viet Nam Vet and is having some health issues presently and needs to sell his project car. It's a '69 Barracuda Fastback. He has replaced the quarters and floors and now the car is rust free, it has some surface rust. He has a lot of parts that go with the car (mostly year one items), including new bumpers. He has nearly \$9000 invested and is willing to let it all go for \$2995. Includes all glass and Vintage American Racing Wheels. Check out the pics and if you are interested, PM Robert and I'll give you his phone number. He might also be interested in a partial trade for automatic transmission repair on his 1-Ton.

Contact Mike Dowd 903-824-1174

2-21



Name	Troy Pierce
Email	statwidauctionservic@yhoo.com
What can we help you with?	I'd like to invite the the club to an event Sat April 17th - Part 1 of 2
Tell use what is on your mind	Hello, I am the owner of Statewide Auction Service located in McAlester ok. We have a upcoming Estate Auction on April 17th that includes a Rare 1969 Plymouth Road Runner, 1965 Chevy Impala and a 1977 Chevy Camaro. All in Nice Condition. You may view pictures of these vehicles at Auction Starts 9.31 am 421499 Texanna Rd. Eufaula, OK www.statewideauctionservice.com ... Thank You for your Time

Important Info from the Newsletter editor

Fellow Dallas Mopar Members, I wish to thank all those who sent articles to be in the newsletter. As the Dallas Mopar Newsletter editor, I need your inputs on what you would like to see in the newsletter.

If I don't get your input, I cannot put it in the newsletter.

- Feature Car
- Tech article
- Items for sale or trade
- Pictures of events, parties, car shows attended
- Anything you would like to have in the newsletter

Please send articles, pictures, your write-ups to:

Ron Petrasek @ ripetrasek@msn.com
214-385-0413

Views or opinions expressed by the authors might not express the views of the Dallas Mopar Club, Inc. Other non-profit classic automobile clubs, provided proper credit is given to its source, may reprint all material in the Penta Star Press, including artwork. We ask that two copies of reprints be sent to the editor of this newsletter; one for the author, the other for the club archives. Commercial publications wishing to reprint an entire article should contact the editor for permission.

Meeting Information:

Monthly meeting 2nd Sunday of each month at 2:00 pm, Spring Creek BBQ,
14941 Midway Road

BOARD MEETING INFORMATION

Board meetings are open to all club members: Board meeting will be held at 12 noon prior to DMC Monthly. All members are encouraged to attend. Check the DMC website for any last-minute time or location changes.

=====

Our sincere thanks go to Russel Hardin - Main 972-569-9650, Cell 469-337-06920 and the staff of **Chrysler Jeep Dodge City of McKinney** their support of the Dallas MOPAR Club



700 S. Central Expy McKinney, TX 75070
Sales: (877) 627-1395 Parts & Service: (972) 569-9650

Need Speed?

Chrysler Jeep Dodge City of McKinney

- We can help with all of your performance needs
- We work on all makes and models.
- Sales, Parts & Service Department: Employee Pricing Discount bring us a copy of this page of the newsletter for proof you are a member of the Dallas MOPAR Club.



Show Sponsors

DODGE CITY OF MCKINNEY

www.dodgecityofmckinney.com
972-569-9650



Wylie * Richardson



Garage
Kirk VanMeter
972-670-2332



www.SHEERMETALCARSTAR.com
(972) 608-3396

parmadesign
architecture . art . sculpture
214 . 769 . 0318



www.parmadesign.com



972-250-6722
Carrollton, TX

Collision Repair Specialists!
www.texasbodyworks.com



HAGERTY
FOR PEOPLE WHO LOVE CARS®



Full Service Auto Repair Shop
(972) 424-4885



2105 N 6th Street
Wausau, WI 54403
(715) 842-3352

www.radiationradiations.com



HWY. 276, ROYSE CITY
972-772-5121

GARLAND SAFETY LANE
BRAKE AND ALIGNMENT
SINCE 1964
(972) 278-7202



Rockwall, TX
(469) 698-8585



Restoration tips, cars, parts & more
www.plymouthcuda.com

CASH BUYS HOUSES
(972) 742-8191